



General Introduction and Scope of Polymers.

Golhar Aarti Rajendra*, Patil Dipshri Bhatu
Dr. Vitthalrao Vikhe Patil College Of Pharmacy

ABSTRACT

In global market the demand for cosmeceuticals have shown an appreciable amount of enhancement over the past few years, especially the novel technology is more explored by the researchers as well as the marketers. Nanotechnology provides a wide platform for innovation and variation, the nanocosmeceuticals have shown an amplifiable amount of growth. Nanocosmeceuticals such as nanogels, nanoemulsions, liposomes, niosomes, solid lipid nanoparticles etc. have been used widely due to targeted delivery of the active ingredient, modification in shape, size, colour, penetration into the skin, controlled release delivery of the actives and much more. In global market there are a lot many Nanocosmeceuticals based products exist. Especially, Nanogels are three dimensional polymer network systems and they provides favourable characteristics to formulate, incorporate & fabricate hydrophilic as well as hydrophobic formulations which are required in many cosmeceuticals products. Nanogels can easily replace the conventional cosmeceuticals due to substantial amount of benefit which it provide such as their stimuli responsive behavior, pH responsive mechanism of drug release, small particle size, high water imbibing capacity, tremendous bio compatibility. The various applications of the nanogels in cosmeceuticals has been discussed in this review along with the general properties of the nanogel.

Keywords: Nanogel, Nanocosmeceuticals, Nanotechnology, Global Market

*Corresponding Author Email: aartigolhar98@gmail.com
Received 15 January 2020, Accepted 29 January 2020

Please cite this article as: Golhar AR *et al.*, General Introduction and Scope of Polymers . American Journal of Pharmacy & Health Research 2020.

INTRODUCTION

General Introduction and Its Scope

Polymers form a very important class of materials without which the life seems very difficult. They are all around us in everyday use; in rubber, in plastic, in resins, and in adhesives and adhesives tapes. The word polymer is derived from Greek words, poly= many and mers=parts or units of high molecular mass each molecule of which consist of a very large number of single structural units joined together in a regular manner. In other words polymers are giant molecules of high molecular weight, called macromolecules, which are build up by linking together of a large number of small molecules, called monomers. The reaction by which the monomers combine to form polymer is known as polymerization [1]. The polymerization is chemical reaction in which two or more substances combine together with or without evolution of anything like water, heat or any other solvents to form a molecule of high molecular weight. The product is called polymer and the starting material is called monomer.

Historical Development of Polymers

Polymers have existed in natural form since life began and those such as DNA, RNA, proteins and polysaccharides play crucial roles in plant and animal life. From the earliest times, man has exploited naturally-occurring polymers as materials for providing clothing, decoration, shelter, tools, weapons, writing materials and other requirements. However, the origin of today's polymer industry is commonly accepted as being the nineteenth century when important discoveries were made concerning the modification of certain natural polymers. In eighteenth century, Thomas Hancock gave an idea of modification of natural rubber through blending with certain additives. Later on, Charles Goodyear improved the properties of natural rubber through vulcanization process with sulfur. The Bakelite was the first synthetic polymer produced in 1909 and was soon followed by the synthetic fiber, rayon, which was developed in 1911. The systematic study of polymer science started only about a century back with the pioneering work of Herman Staudinger. Staudinger has given a new definition of polymer. He in 1919 first published this concept that high molecular mass compounds were composed of long covalently bonded molecules.

Classification of Polymers

Polymer is a generic name given to a vast number of materials of high Molecular weight. These materials exist in countless form and numbers because of very large number and type of atoms present in their molecule. Polymer can have different chemical structure, physical properties, mechanical behavior, thermal characteristics, etc., and on the basis

of these properties polymer can be classified in different ways, which are summarized in Table 1.1, whereas, important and broad classification of polymers are described in the next section.

Table 1: Classification of Polymers

Basis of Classification Polymer Type

Origin	- Natural, Semi synthetic, Synthetic
Thermal Response	- Thermoplastic, Thermosetting
Mode of formation	- Addition, Condensation
Line structure	- Linear, Branched, Cross-linked

Application and Physical

Properties	- Rubber, Plastic, Fibers
Tacticity	- Isotactic, Syndiotactic, Atactic
Crystallinity	-Non crystalline (amorphous), Semi- crystalline, Crystalline
Polarity	- Polar, Non polar
Chain	- Hetero, Homo-chain

Origin

On the basis of their occurrence in nature, polymers have been classified in Three types [2]:-

A. Natural polymer: - The polymers, which occur in nature are called natural polymer also known as biopolymers. Examples of such polymers are natural rubber, natural silk, cellulose, starch, proteins, etc...

B. Semi synthetic polymer: - They are the chemically modified natural polymers such as hydrogenated, natural rubber, cellulosic, cellulose nitrate, methyl cellulose, etc.

C. Synthetic polymer: - The polymer which has been synthesized in the laboratory is known as synthetic polymer. These are also known as manmade polymers. Examples of such polymers are polyvinyl alcohol, polyethylene, polystyrene, polysulfone, etc...

Thermal Response

On the basis of thermal response, polymers can be classified into two groups [3]:-

A. Thermoplastic polymers: - They can be softened or plasticized repeatedly on application of thermal energy, without much change in properties if treated with certain precautions. Example of such polymers is Polyolefins, nylons, linear polyesters and polyethers, PVC, sealing wax etc...

B. Thermosetting polymers: - Some polymers undergo certain chemical changes on Heating and convert themselves into an infusible mass. The curing or setting Process involves chemical reaction leading to further growth and cross linking of The polymer chain molecules

and producing giant molecules. For example, Phenolic, resins, urea, epoxy resins, diene rubbers, etc.

Mode of Formation

On the basis of mode of formation, polymers can be classified as [2]:-

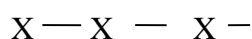
A. Addition polymers: - They are formed from olefinic, diolefinic, vinyl and related monomers. They are formed from simple addition of monomer molecules to each other in a quick succession by a chain mechanism. This process is called addition polymerization. Examples of such polymers are polyethylene, polypropylene, polystyrene.

B. Condensation Polymer: -They are formed from intermolecular reaction between bifunctional and polyfunctional monomer molecules having reactive functional group Such as – OH, –COOH, –NH₂, –NCO, etc...

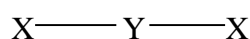
Line Structure

On the basis of the structure, polymers are of three types.

A. Linear Polymer: - If the monomers units are joined in a linear fashion, polymer is said to be linear polymer.

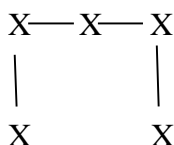


Linear Homopolymer

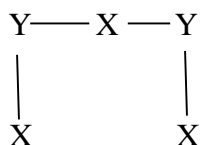


Linear Copolymer

B. Branched Polymer:-When monomer units are joined in branched, it is called as a branched polymer.

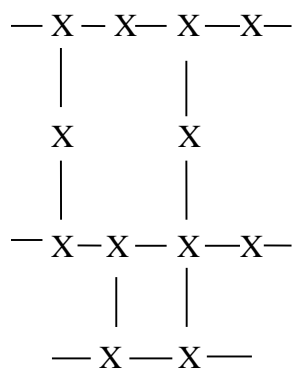


Branched Homopolymer



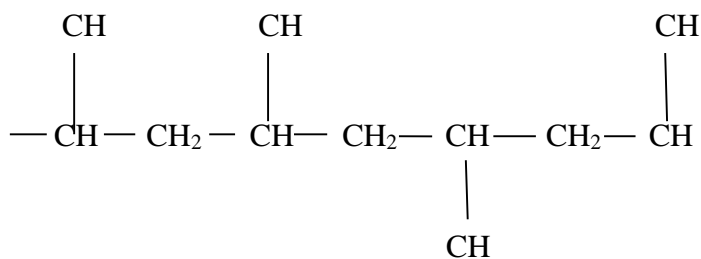
Branched Copolymer

C. Cross Linked Polymer: - A polymer is said to be a cross linked polymer, if the monomers units are joined together in a chain fashion.



Cross Linked Homopolymer

C. Atactic Polymer: - A polymer is said to be atactic, if the characteristics group (side group) are arranged in irregular fashion (randomness) around the main chain. It has proper strength and more elasticity.



Atactic Polymer

BIOCOMPOSITES-

Composites are attractive materials because they combine material properties in ways not found in nature. Such materials often result in light weight structures having high stiffness and tailored properties for specific application there by saving weight and reducing energy needs [4-6]. Fiber-reinforced plastic composites began with cellulose fiber in phenolics in 1908, later extending to urea and melamine, and reaching commodity status in the 1940s with glass fiber in unsaturated polyesters. From guitars, tennis racquets, and cars to microlight aircrafts, electronics components, and artificial joints, composites are finding use in diverse fields.

Composite materials derived from biopolymer and synthetic fibers such as glass and carbon also come under bio composites. Bio composites derived from plant derived fibers (natural/bio fiber) and crop/bio derived plastic (biopolymer/bio plastic) are likely to be more ecofriendly, such bio composites are sometimes termed “green composites” [4].

Natural/ Bio fibers as Reinforcements in Bio composites

The world's supply of natural resources is decreasing and the demand for sustainable and renewable raw materials continues to rise. Bio fiber-reinforcement composites represent a potential nontraditional, value-added source of income to the agricultural community.

Jute is from India and Bangladesh; coir is produced in the tropical countries of the world, with India accounting for 20% of the total world production; sisal is also widely grown in tropical countries of Africa, the West Indies, and the Far East, with Tanzania and Brazil being the two main producing countries; kenaf is grown commercially in the United States; flax is a commodity crop grown in the European Union as well as in many diverse agricultural systems and environment throughout the world, including Canada, Argentina, India and Russia. Flax fiber accounts for less than 2% of world consumption of apparel and industrial textiles, despite the fact that it has a number of unique and beneficial properties. Hemp originated in Central

Asia, from which it spread to China, and is now cultivated in many countries in the temperate zone. Ramie fibers are the longest and one of the strongest fine textile fibers mostly available and used in China, Japan, and Malaysia.

Most of the polymers by themselves are not suitable for the load-bearing applications due to their lack of sufficient strength, stiffness, and dimensional stability. However, fibers possess high strength and stiffness. Unfortunately, they are not suitable for use in load-bearing applications by themselves because of their fibrous structures. In the fiber-reinforcement composites, the fibers serve as reinforcement by giving strength and stiffness to the structure while the plastic matrix serves as the adhesive to hold the fiber in place so that suitable structure components can be made. A broad classification (non wood and wood fibers) of natural fiber is represented schematically in fig 1.1.

Currently several non wood fibers (e.g., hemp, kenaf, flax, and sisal) are being utilized commercially in bio composites in combination with polypropylene for automotive applications. Now from need of society and research point of view it is much important to work on leaf based non wood fibers [4].

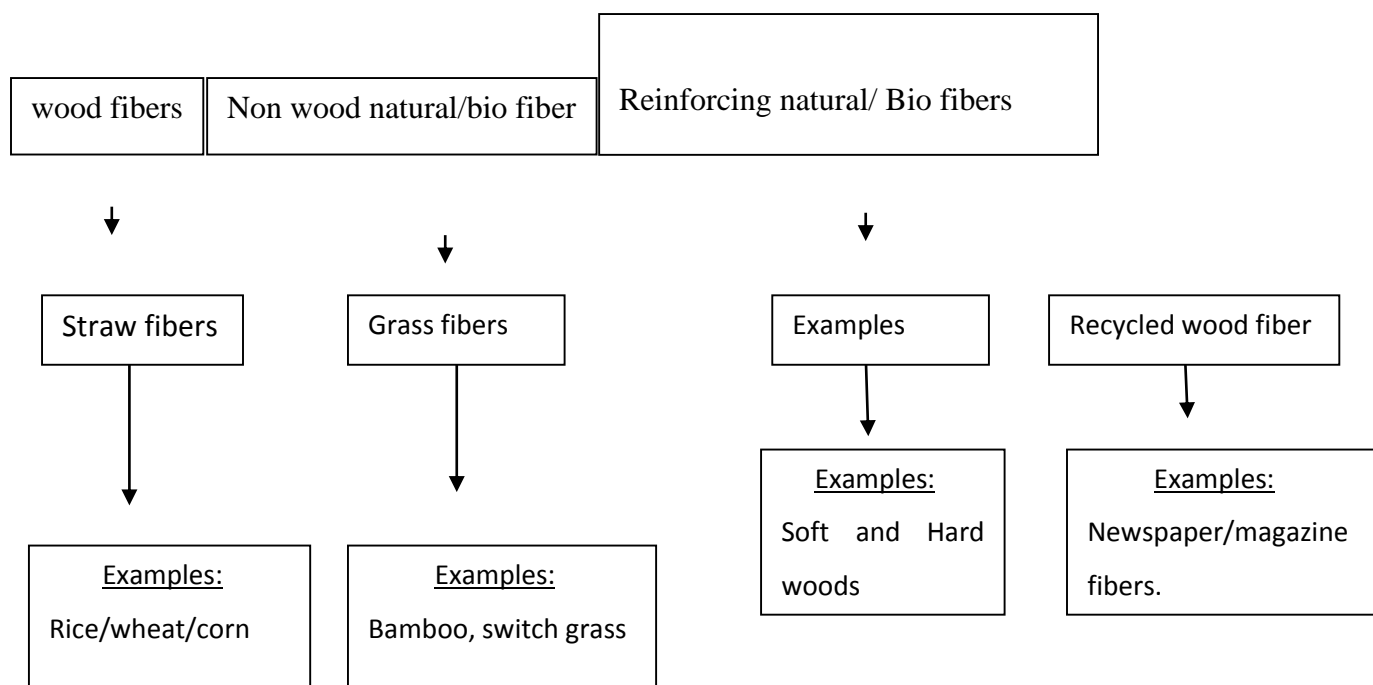


Figure 1: Schematic representation of reinforcing natural/ bio fibers classification [4]

MECHANISM OF POLYMERIZATION

The linking together of a large number of small molecules termed as monomers with each other to form a macromolecule or polymer molecule through chemical reactions is termed as polymerization. It can also be defined as the fundamental process by which low molecular

weight compounds are converted into high molecular weight compounds. In addition to the structural and compositional differences between polymers Flory stressed the very significant difference in the mechanism by which polymer molecules are building up. Although Flory continued to use the terms “addition polymerization” (polymerization by repeated addition processes) and: condensation polymerization” (polymerization by repeated condensation processes, i.e. with the elimination of small molecules) in his discussion of polymerization mechanism. The current terminology classifies polymerization into step growth polymerization and chain growth polymerization [7].

The degree of polymerization is related to the molecular mass (M) of the polymer and is given by the equation,

$$D_p = M/m \quad 1.1$$

Where, m is the mass of monomeric unit.

Condensation Polymerization or Step-growth Polymerization

Condensation Polymerization is a chemical reaction in which polymer is formed and a small molecule of by-product with a lower molecular weight is released. The by-product eliminated is called as condensate. The reaction can take place between two similar or different monomers. It is also called as step-growth polymerization [8-9].

Addition Polymerization or Chain Polymerization

In addition, polymerization, two or more molecules of monomers attach together to form a polymer. In this polymerization, there is no elimination of any molecule. It is a chain reaction and no by product is released. It is obtained by linking together the monomer molecules by a chain reaction to give a polymer whose molecular weight is exactly an integral multiple of that of the monomer as in the case of polyethylene obtained by polymerization of ethylene. Only a single monomer is involved in addition polymerization and hence the polymer is homopolymer and contains the same monomer units. Addition polymerization reaction is usually induced by light, heat or a catalyst for opening the double bond of the monomer and creating the reactive sites [9].

CHARACTERIZATION OF POLYMERS

It is comparable to the synthesis of organic compound, composites, bio composites without a subsequent characterization of its various properties Synthesized material characterization is therefore of very great importance. Some of the important aspects related to characterizations have been described in this section.

Molecular Weight and its Distribution

The molecular weight of a polymer is of prime importance in the polymer's synthesis and application. It is important because it determines many physical properties. The term molecular weight is a ratio of the average mass per formula unit of substance to 1/12 the of an atom of 12C. Molecular weight (MW) and its distribution (MWD) has a considerable effect on macroscopic properties of polymer such as toughness, tensile strength, adherence and environmental resistance, etc. [10]. A simple chemical has fixed molecular weight but when we discuss about the molecular weight of polymer, we mean something different from that which applies to small sized compounds. Since polymers are mixture of molecules of different molecular weight, the molecular weight is expressed in the term of "average" value. This average molecular weight is basically based on either average number of repeating units, known as number average molecular weight, or average weight, known as weight average molecular weight. The number average molecular weight is obtained from the number n_i of macromolecules for each degree of polymerization P_i by taking for each degree of polymerization the product of the number of polymer molecules and their degree of polymerization $n_i P_i$ and dividing the sum of these product by the total number of monomers N_0 :

$$\bar{M}_n = \sum_{i=1}^{\infty} n_i P_i / N_0 \quad 1.2$$

The weight average molecular weight M_w is obtained in a similar manner from mass m_i of each degree of polymerization P_i according to the following equation:

$$\bar{M}_w = \sum_{i=1}^{\infty} m_i P_i / M_0 \quad 1.3$$

When the molecular weight distribution is very narrow, the number average and weight average molecular weights are essentially equal. When the distribution is broad, the weight average molecular weight is considerably greater than the number average molecular weight and broader the distribution, the greater the difference between them. The molecular averages the molecular weight distribution is represented by their ratio \bar{M}_w / \bar{M}_n .

Tensile and impact strength increase with molecular weight. The melt viscosity of the polymer, however, shows a difficult trend. At very high molecular weights, the melt viscosity rises more steeply than at low molecular weights. Molecular weight distribution also affects properties of polymers. To know of a polymer properly, we must have a good knowledge of both the average molecular weight as well as its dispersion patterns.

Crystallization

Crystallization in polymer has always been the subject of great scientific and academic interest, since polymers are known to exhibit a variety of structures at various length scales, such as unit cell, lamella, and spherulites. It is an interesting property related to phase transition which

determines the final properties of many technologically relevant and scientifically exciting systems [12, 13]. Polymer crystallization controls the structural formation process of polymeric materials and thereby dominates the properties of final polymer product. Polymer crystallization is usually divided into two separate processes: primary nucleation and crystal growth [14].

In general, a crystalline phase must primarily nucleate. The fundamental kinetics of nucleation are often complicated to determine because the rate of heterogeneous nucleation at defects, impurities and surfaces is much faster than the homogeneous rate of nucleation within the pure bulk liquid. After a nucleus forms, the kinetics of crystal growth determines the overall rate of the phase transformation. For growth from solid or liquid solutions, the rate limiting steps in the kinetics of often mass diffusion. For crystal growth from a melt, heat transfer plays an important role for metals, ceramics and semiconductors, but for large molecules and polymers, the microscopic kinetics associated with attaching a large molecule or polymer segment to the growing crystal are typically the most important consideration [14].

The crystalline and amorphous components influence polymer properties. Actually, crystallinity of a polymer sample is expressed in terms of that fraction of the sample which is crystalline. The definition of degree of crystallinity is, of course, based on the premise that crystalline and non crystalline component of a polymer can co-exist. The highest crystallinity is generally associated polymers which have a simple unit cell structure and a relatively high degree of molecular order. The overall property (Q) of a partially crystalline polymer can be expressed as sum of its two components as:

$$Q = Q_c + Q_a$$

Where, Q_c and Q_a are contributions of the crystalline and amorphous components of the sample, respectively. A number of methods can be used to detect crystallinity and estimate its degree: X-ray diffraction, infrared- absorption spectroscopy, polarized light microscopy, density, differential thermal analysis and nuclear magnetic resonance spectroscopy, etc. Accurate and undisputed measurement of the volume fraction of crystallinity in a polymer is not easily accomplished because each of the method of measurement mentioned above is concerned with a different physical aspect of material. Nevertheless, the great practical consequences of crystallinity and orientation on mechanical properties dictate that at least changes in these factors be observed by whatever means are applicable, and that these be correlated with changes in processing and fabrication methods and with end-use behavior. It was found that preparation method of sample influence the morphology and crystallization behavior of blends.

Glass Transition Temperature

In the study of polymers and their applications, it is important to understand the concept of the glass transition temperature T_g . The glass transition is a phenomenon observed in linear amorphous polymer. It occurs at fairly well defined temperature when the bulk material ceases to be brittle and glassy in character and become less rigid and rubberier. The knowledge of T_g is essential in the selection of materials for various applications. Many Physical properties change profoundly at the glass transition temperature, including mechanical properties and electrical properties. All of these are dependent on the relative degree of freedom for molecular motion within a given polymeric material and each can be used to monitor the point at which the glass transition occurs [15-17].

MECHANICAL PROPERTIES OF POLYMERS

To study the necessary set of valuable properties, polymers differing from one another by their chemical structure and properties are usually mixed together, either homogeneously or heterogeneously. The mechanical properties of inhomogeneous mixture are worse than those of individual polymers, while the mechanical properties of homogeneous mixture are good.

Polymers can exhibit the features of glassy, brittle solid or an elastic rubber, or that of a viscous liquid, depending on the temperature and time scale of measurement. The studies on mechanical properties of polymer can, therefore, be carried out by subjecting them to some form of mechanical stress either continuous or in a periodic manner at different rate. Some of the important properties of polymers with regard to their use as engineering material are tensile strength, compressive and flexural strength, hardness, creep, fatigue resistance and impact resistance. Toughness of a polymer is the ability to absorb mechanical energy without fracturing. The property such as tensile strength is the maximum amount of tensile load per unit area a material can withstand, while the tensile elongation gives the measure of increase in length in response to a tensile load expressed as a percent of the original length. Elongation at break is the maximum elongation the plastic can undergo. Engineering applications of polymers are governed to a great extent by strain hardening considerations. The designer using polymeric materials must, therefore, understand their mechanical behavior with respect to the maximum permissible strains to avoid failure. As for most materials, a simple tensile stress-strain curve provides a good start towards understanding the mechanical behavior of a particular polymer. This curve is usually established by continuously measuring the force developed as the sample is elongated at constant rate of extension until it breaks. Portions of the curve in represent the stress-strain behavior of any polymer and are used to define several useful quantities. The initial slope

provides a value for Young's modulus (or the modulus of elasticity) which is a measure of stiffness. The curve also gives yield stress, strength and elongation at break. The area under the curve or work to break is a rough indication of the toughness of the polymeric material. The stress at the knee in the curve (known as the yield point) is a measure of the strength of the material and resistance to permanent deformation. The stress at the breaking point, commonly known as ultimate strength, is a measure of the force required to fracture the material completely. A hard, brittle material such as an amorphous polymer far below its T_g , usually has an initial slope indicative of very high modulus, moderate strength, a low elongation at break, and a low area under the stress-strain curve. Polymeric materials showing hard brittle behavior at room temperature or below are polystyrene, poly (methyl methacrylate) and many phenol-formaldehyde resins.

Hard and strong polymers have high modulus of elasticity, high strength, and elongation at break of approximately 5 percent. The shape of the curve often suggests that the material has broken where a yield point might be expected. This type of curve is characteristic of some rigid poly (vinyl chloride) formulations and polystyrene polyblends. Hard, tough behavior is shown by polymers such as cellulose acetate, cellulose nitrate and nylons; they have high yield points and high modulus, high strength and large elongations. Most polymers of this group show cold-drawing or "necking" during the stretching process. Cold-drawing is important in synthetic fiber technology, and we used to develop strength. Polymeric materials that are soft and tough show low modulus and yield values, moderate strength at break and very high elongation ranging from 20 to 100 per cent. This type of stress-strain curve is characteristics of plasticized PVC and rubbers (elastomers).

The two mechanical performances creep and stress relaxation are related to each other. In creep, elongation takes place under the application of constant stress, while in stress relaxation, decrease in stress occur when a specimen is held at constant and essentially instantaneously induced strain. The varying stress or strain is measured as a function of time. Repeated flexing of a sample through a given distance often causes a sample to fail at a lower stress than it could for a single flexure. This feature is referred to a fatigue.

Impact strength is a measure of toughness or resistance to breakage under high velocity impact conditions. From this point of view, polymeric materials under normal conditions of use are thought to be either brittle or tough. For example, polystyrene, poly (methyl methacrylate) and unmodified, non plasticized PVC are usually rated as brittle, breaking with a sharp fracture; plasticized PVC's are considered to be tough. In general, polymeric materials are either brittle or

tough, depending on the temperature and Rate of impact, i.e. rate of deformation. Impact strength of polymers and derived plastics depends on the position of the glass transition temperature (T_g) with respect to room temperature and ease of crystallization. Far below the glass-transition, amorphous polymers break with a brittle fracture, but they become as the service temperature approaches T_g ... Above T_g , amorphous [polymers are in a rubbery state so that the term impact ceases to have any significance.

Mechanical properties of a thin film polymer

The mechanical properties of any polymer blend and composite also depend on its dimensional size whether it is thinner or thicker in appearance. The size of the blend makes it usable in various fields. Today polymers are used extensively in many application in thin film form, like film coating, adherent epoxy under fills to localize the stress concentration during thermal expansion, in electronic packaging etc... The mechanical state within the polymer necessarily varies from point to point within the thin film, as can the strength of the adhesion between the polymer and the substrate. In most practical cases, even in thin film application such as found in electronic packaging applications, typical dimensions of the polymer component are much larger than the dimensions of individual molecules. At scales much larger than this, the material can be deformation behavior, and bulk tensile properties (which will vary with resin and processing) can accurately describe the time dependent properties of the thin film.

Micro hardness of a Polymer

If we discuss the mechanical properties of polymer and bio composites, hardness of the material is one of the most important aspects in its mechanical characterization; it is generally defined as “resistance of a material to plastic deformation, usually by indentation”. It is the property of a material, which gives the ability to resist permanent deformation (bend, break, or have its shape changed), when a load is applied. The greater the hardness of the material, the greater is the resistance it has towards deformation. The one of the best available definition is given by Ashby [18], which states “hardness is a measure of the resistance to permanent Deformation or damage”. Micro hardness is the hardness of a material measured at low loads as Determined by forcing an indenter such as Vickers or Knoop into the surface of the material under 5 g to 160 g load. Usually the indentations are so small that they must be measured with a microscope. Micro indenters work by pressing a tip into a sample and continuously measuring applied load, penetration, and depth and cycle time. Nano indentation tests measure hardness by indenting with very small (of the order of 1 nano -Newton) indentation forces and measuring the depth of the indentation that is study various properties of polymer and polymer bio composite

blends, which has also been utilized by various workers. This typical hardness test involves applying a fixed load to the indenter, and measuring the resultant size of indentation. This has been related empirically to the yield stress of the material. This work presents the results of Micro-indentation testing on electrically stressed polymer thin films [19-26].

ELECTRICAL PROPERTIES OF POLYMER

Materials such as glass, ceramics, polymers and bio composites are none Conducting materials. They prevent flow of current through them. When these types of non-conducting materials are placed in an electric field, they modify the electric field and they themselves undergo appreciable changes as a result of which they act as stores of electrical charges. When charge storage is the main function, the materials are called dielectrics. For a material to be a good dielectric, it must be an insulator. As good insulators, polymers posse's excellent dielectric properties. Many authors have reported theoretical and experimental work related to these properties [29-52]. The common electrical properties of interest are discussed below.

Dielectric polarization

Polarization with the application of an electric field, due to the displacement of charge particles inside the material forming dipoles, is known as internal polarization. Some of the internal polarizations are electronic, orientational (dipolar), space charge and barrier polarization.

Dielectric can also be charged by direct injection of charge carriers, when high electric field (10^5 V/cm) is applied between the electrodes in intimate contact with it. Charges get sprayed or deposited due to corona discharge or dielectric breakdown in the thin air gap between the electrode and the dielectric. If the injected charge in the surface is of same sign as that of electrode in contact, it is called homo-charge; if it is opposite in sign then it is called hetero-charge. The total polarization is the resultant of both internal and external polarization.

$$P = P_{int} + P_{ext} \quad 1.5$$

Polymers as dielectrics are known to store charge permanently when subjected to field - temperature treatment; such quasi permanently charged dielectrics are known as Electret.

Dielectric strength

It measures the highest current that can be applied to a plastic before it allows current to pass. It is expressed as the voltage just before this happens divided by the thickness of the sample (in volts/m). It is affected by temperature, thickness, how the sample was conditioned, rate of voltage increase, test duration and contamination etc.

Electrical conduction

The electrical conductivity of polymer, σ , measures the presence of free ions not connected chemically with the macromolecules. It also depends on presence of low molecular weight impurities that can serve as source of ions. The chemical constitution has only an indirect effect on the mobility of the ions. In glassy state the conductivity of the polymer is approximately 10^{-13} to $10^{-19} \text{ ohm}^{-1}$ with increasing temperature, the conductivity of polymer increases according to the exponential law as,

$$\sigma = A e^{\frac{\Delta U}{RT}} \quad 1.6$$

Where, A is a Coefficient mainly dependent on temperature, R is Universal gas Constant, and ΔU is the Activation energy ($\Delta = \text{delta}$).

Dielectric constant (or permittivity)

Dielectric constant, ϵ_r , indicates how easily a polymer/plastic can be polarized relative to vacuum. It is defined as the ratio of the capacity of an electric capacitor filled with the substance to that of the same capacitor in vacuum, at a definite external field frequency. This dimensionless number which is important in high frequency applications varies with temperature, moisture, frequency and thickness.

Dissipation factor

These measures the energy dissipated during rapid polarization reversals, as with an alternating current. It can be seen as the ratio of energy lost as heat to current transmitted. It is usually measured at 1 MHz this factor should be low when polymers are used as insulators in high-frequency applications such as radar and microwave equipment.

Dielectric loss

Dielectric loss, ϵ'' , measures the part of the energy of an electric field that is dissipated irrecoverably as heat in the dielectric. Dielectric loss in polymeric materials is due to the independent movement of chain sections consisting of large number of monomer units.

Volume resistance

A standard measure of conductivity when a direct current potential is applied across a material is volume resistivity (measured as $\text{ohm} \times \text{area of the smaller electrode} / \text{specimen thickness}$). Materials measuring volume resistance above 10^8 ohm-cm are insulators.

Surface resistance

This expresses how well current flows over the surface of a material between electrodes placed on the same side of a specimen. While volume resistance is a property of the material, surface resistance measures how susceptible a plastic is to surface contamination, especially moisture. It

is useful when surface leakage may be a problem but since it is not measurable exactly it should be used with wide margin of safety.

STATEMENT OF THE PROBLEM

Composite materials are attractive because they combine material properties in ways not found in nature. Such materials often result in lightweight structures having high stiffness and tailored properties for specific applications, thereby saving weight and reducing energy needs [4, 54-55]. Typically, a manmade composite would consist of a reinforcement phase of stiff, strong material, frequently fibrous in nature, embedded in a continuous matrix phase. The advantage of such a coupling is that the high strength and stiffness of the fiber may be exploited.

Bio composites are composite materials comprising one or more phase(s) derived from a biological origin. In terms of the reinforcement, this could include plant fibers such as cotton, flax, hemp and fibers from recycled wood or waste paper, or even by-products from food crops. Bio composites offer a significant non-food market for crop-derived fibers and resins.

Considerable growth has been seen in the use of bio composites in the automotive and decking markets over the past decade or so, but application in other sectors has hitherto been limited. Nevertheless, with suitable development, the potential exists for bio composites to enter new markets and thus stimulate an increase in demand for non-food crops. Fibers provide strength and stiffness and act as reinforcement in fiber-reinforced composite materials; ultimately the properties of a composite are governed by the inherent properties of these fibers. Natural fibers can be subdivided into vegetable, animal and mineral fibers [55].

Biodegradation is the process by which organic substances are broken. The term is often used in relation to ecology, waste management and environmental remediation (bioremediation). Biodegradable composite which can be easily degraded in natural environment are gaining public interest. Biodegradable plastics and bio composites are being developed in number of research laboratories concerned about the persistence and ecological effect of synthetic plastic in the environment worldwide including applications such as waste management, recycling, sustainability, packing, automotive, construction, etc [54-56].

Wide range of bio-based biodegradable polymers which are utilized to prepare biodegradable polymer and bio composite such as Polyhydroxyalkanoates (PHAs), Polylactides (PLA), Cellulose esters, Starch plastics which are Renewable resource based and Aliphatic polyesters, Aliphatic-aromatic polyesters, Poly ester amide, Poly vinyl alcohol are Petroleum/fossil fuel-based. Poly vinyl alcohol (PVA) is one of the best biodegradable polymers and it is widely utilized to prepare the bio composites.

The characterization of bio composite can be made on the basis of structural, mechanical, electrical, thermal and biodegradation. The study of the surface structure of bio composite can be made with the help of various characterization techniques like FTIR, XRD, SEM, TEM, AFM, STM, etc [56-62]. The surface structure is also responsible for the biodegradation of the bio composites. The mechanical behavior of various types of biodegradable materials depends, mainly, on their chemical composition and the application conditions. Various additives are added into the bio blends to improve their properties, which sometimes even reach the levels of the conventional plastics. It is well known that the environmental conditions during production, storage, and usage of these materials influence their mechanical properties. The mechanical characterization can be made with the help of Micro hardness and Tensile Stress, tensile strength [56, 58, 59, and 63]. The study of thermal properties like thermal stability, thermal expansion of bio composites can be made with the DSC and TGA [64-66]. Biodegradation of polymeric materials affect a wide range of industries; information on degradability can provide fundamental information facilitating design and life-time analysis of materials. The common tests to check the Biodegradability of bio composites are Weight Loss Test, FT-IR Technique and ¹H NMR Spectroscopy [67]. The TSDC technique is a basic tool to identify and evaluate the polarization and charge storage and decay phenomena, so it can be utilized to check the electrical behavior of bio composite films [29-52].

With the view to have a sufficiently good knowledge of structural, mechanical, electrical, and thermal behavior and to characterize the material for such applications a detailed investigation has been under taken on bio composite of PVA and palm leaf. The measurement techniques employed include:

1. IR/XRD/DSC/AFM and SEM studies on samples to investigate the structural, Morphological, thermal aspects of the film specimens.
2. Micro hardness measurement to study the effect of composition and load on the pure PVA Film and PVA incorporated palm leaf bio composite film specimens.
3. Tensile strength and elongation studies on samples to investigate the mechanical properties Of the specimens.
4. Short circuit thermally stimulated depolarization current measurement on samples polarized Under varying field and temperature conditions.

SELECTION OF MATERIAL

Polyvinyl Alcohol (PVA)

Many authors have studied bio composites; some of the studies are based on the composition of PVA with agro-industrial waste, corn fiber starch, glycerol, cellulose. The sample has been prepared with different techniques. The structural, thermal and mechanical characterization has been carried out. The effect of various types of thermal pretreatment on the properties of bio composites has been investigated.

Chiellini et al have studied composite films based on bio related agro-industrial waste with PVA and reported that the mechanical properties of prepared agro industrial based bio composite films were found to be dependent upon the nature and environmental conditions [56]. Chiellini et al have studied the properties of injection molded composition containing corn fiber and PVA and reported that the addition of starch moderately reduces tensile properties of composite, lowering the elongation and increasing Young's modulus while tensile strength remains constant. Yun et al have studied the mechanical properties with the functional group of additives for starch/ PVA films and reported increase in flexibility and strength of films and degree of swelling (DS) of films[68].

Mao et al have studied the mechanical properties, morphology and biodegradability of Extruded Cornstarch- Glycerol PVA blends and reported that addition of PVOH to blends slows down the biodegradation process and improves physical and mechanical properties [59]. Jayshekara et al have studied biodegradation by composting of surface modified starch and PVA blended films and reported that PVA can be facilitate as biodegradation of composite films[69].

Imam et al have widely studied the composites based on PVA and reported that the FTIR based biodegradation and hexa methoxy methyl-melamine (HMMM) based composite for improving water resistance of PVA based bio composite[64]. Rudnik has studied the thermal properties of bio composite and reported increase in thermal stability of modified starch [70]. The thermal stimulated discharge current in polymer composite films has been reported by many authors on polymeric films [29-52, 71, 72].

Bio composites of PVA and Palm Leaf

The world's supply of natural resources is decreasing and the demand for sustainable and renewable raw materials continues to increase. Bio fiber – reinforced composites represent a potential nontraditional, value- added source of income to the agricultural community. Due to the above mentioned properties of Polyvinyl Alcohol and Palm leaf powder the bio composite of PVA and Palm Leaf can be developed. In present study the bio composite of PVA and Palm Leaf powder has been successfully prepared and this bio composite can be potential material with

conductive structural, mechanical and electrical properties for various applications like automobile, agriculture and industries sectors.

Alexander Palm Leaf

The other names of this palm are; Alexandra palm, Kind palm, King Alexander palm, Aalexandre palm. It has a medium sized, grey trunk (1-1.5 feet in diameter). Crown shaft is a bright green colour (a woody shaft at the top of the trunk composed of tightly wrapped leaf base). The type of the leaf is pinnate. It is a fast growing solitary single trunk palm of height of near about 40 feet. Palm leaf contains fibers inside the leaf and it has many potential applications in agriculture and villages.

Possible Outcome

The developed bio composites may definitely exhibit the properties incorporating the individual qualities of PVA and Palm Leaf powder. It may lead to develop a green material with higher mechanical properties, improved micro hardness, improved structural morphology, improved thermal properties and improved charge storage properties high strength to weight ratio, for various applications as biodegradable and environmental friendly material.

REFERENCES:

1. Gowariker, V. R., Viswanathan, N. V. and Shreedhar, J. Polymer Science, New Age International, New Delhi, 2005.
2. Chanda M., Introduction to Polymer Science and Chemistry, CRC Press, Taylor and Francis Group, FL, USA, 2006.
3. Cowie, J. M. G., Polymers: Chemistry and Physics of Modern Materials, Blackie Academic Professional, Glasgow, 1991.
4. Mohanty A. K., Misra M., Drzal L. T., Natural fibers, Biopolymers, and Biocomposites, Chapter1, CRC Press, Taylor & Francis Group, FL, USA, 2005.
5. Catia Bastioli, Handbook of Biodegradable Polymers, Chapter 1,3,6,8, Rapra Technology Limited, UK, 2005.
6. C Ricbard Brundle, Charles A. Evans, Jr. Sbaun Wihon, Encyclopedia of Materials Characterization, Chapter 1, 8, Manning Publications, Greenwich 1992.
7. Odian George, Principles of Polymerization, Fourth Edition, Wiley International, Jersey, USA, 2004.
8. Flory P.J., Principles of Polymer Chemistry, Sixteenth Printing, Cornell University Press, New York, 1995.

9. Piringer O.G., Baner A.L., Plastic Packaging: interaction with food and pharmaceutical, 2nd Edition, Wiley-VCH Verlag GmbH, Weinheim. Furuta, M, 1977.
10. Nunes, R. W., Martin, J. R. and Johnson, J. F., "Influence of Molecular Weight Distributions on Mechanical Properties of Polymers" Polymer Eng. Sci., 22(4), 193, 1982.
11. Ehrenstein G. W., Theriault R.P., Polymeric materials: structure, properties, applications, Hanser Gardner Publications, 2001.
12. Günter R., Jens-Uwe S., Polymer crystallization: observations, concepts, and interpretations, Lecture Notes in Physics, Vol. 606, Springer-Verlag Berlin Heidelberg, 7, 2003.
13. Mittal Vikas, Optimization of Polymer Nano composite Properties, Wiley, 13.1, 2010.
14. Takashi Yamamoto, Molecular Dynamics Modeling of Crystal-Melt Interfaces and Growth Of Chain folded Lamellae, Adv. Polym.Sci., 2005.
15. Scheirs J., Compositional and Failure Analysis of Polymer, John Wiley & Sons, USA, 2000.
16. Nicholson J.W., the Chemistry of Polymer, RSC Publishing, Cambridge, UK, 2012.
17. Feughelman M., Mechanical properties and structure of alpha-keratin fibers: wool, human, UNSW Press, Sydney, 1997.
18. [N.A. Ashby; N.Z. Eng. 6(1), 33, 1951.
19. Balta Calleja, F.J., Adv. Polym. Sci, 66, 117, 1985.
20. Balta Calleja, F.J., Kilian, H.G., Collid. Polym. Sci., 263, 697, 1985.
21. Balta Calleja, F.J., Basanowska, J., Rueda, D.R., J. Mater. Sci., 28, 6074, 1993.
22. Balta Calleja, F.J., Salazer, J.M., Rueda, D.R., "Encyclopedia of polymer Science and engineering" Wiley, New York, 6, 614, 1986.
23. Ania, F., Salazer, J.M., Balta calleja, F.J., J. Mater. Sci., 24, 1989.
24. Deslandes, Y., Rossa, E.A., Briss, F., Menehini, T., J. Mater. Sci., 26, 2769,1991.
25. Balta Calleja, F.J., Cruze, C.S., Chen, D., Zachmann, H.G., Polym. 32, 2252,1991
26. Ion, R., Pollock, H.M., Cames, C.R., J. Mater. Sci., 25, 1444, 1990.
27. L.G. Petors and F. Knoop; Metals and Alloys, **13**, 292, 1940.
28. P. Agrawal, R. Bajpai and S.C. Dutt; Polym. Int. 249-251, 1994.
29. Diego, J.A., J. Phys. D: Appl. Phys., 40, 1138, 2007.
30. Migahed, M.D., Ahmed, M.T., Kotp, A.E., J. Macromole. Sci. B Phys., 44, 43,2005.
31. Caserta, G., Serra, A., J. Appl. Phys., 42, 3774, 1971.

32. Palli, P.K.C., Phys. Stat. Sol., 17, 221, 1973.
33. Singh, R., Datt, S.C., Thin Solid Films, 70, 325, 1980.
34. Mahindra, P.C., J. Phys. D. Phys., 8, 305, 1975.
35. Latour, M., Murphy, P.V., J. Electro state, 3, 16, 1977.
36. Jain, K., Phys. Stat. Sol., 21, 685, 1974.
37. Talwar, M., Sharma, D.L., J. Electrochem. Soc., 125, 434, 1978.
38. Singh, R., "3rd Inter. Cof. On properties and application of dielectric materials", Tokyo, Japan, 1991.
39. Datt, S.C., Keller, J.M., Indian Journal Pure & Appl. Phys., 29, 150, 1991.
40. Kojima, K., Marda, T., J. Appl. Phys., 17, 1735, 1978.
41. Takai, Y., J. Appl. Phys., 16, 1937, 1977.
42. Shrivastava, A.P., Mathur, O.N., Indian J. Phys., 53, 91, 1979.
43. Keller, J.M., Datt, S.C., Phys. Stat. Sol., 91, 205, 1985.
44. Tanaka, T., J. Appl. Phys., 49, 784, 1978.
45. Iqbal, T., Hogarth, C.A., Thin Solid Films, 61, 23, 1979.
46. Eatah, A.I., Tawfik, A., Indian J. Phys. An I62A, 8, 88, 1988.
47. Partridge, R.M., Polym. Letts. 5, 205, 1967.
48. Rychkov, A.A., J. Phys. D. Phys., 25, 986, 1992.
49. Lewandowshi, A.C., Phys. Revi. B, 49, 8029, 1994.
50. Thielen, A., J. Appl. Phys., 75, 8, 1994.
51. Christodoulides, C., Phys. Stat. Sol., 11, 325, 1998.
52. Gun'ko, V.M., Goncharuk, E.V., Adv. Collo. Inter. Sci., 22, 2006.
53. Catia Bastioli, Handbook of Biodegradable Polymers, Chapter 1,3,6,8, Rapra Technology Limited, Crewe, UK, 2005.
54. C Richard Brundle, Charles A. Evans, Jr. Shaun Wihon, Encyclopedia Of Materials Characterization, Chapter 1, 8, Boston, London, 1992.
55. Paul A Fowler, J Mark Hughes and Robert M Elias, J Sci Food Agric 86:1781–1789 (2006)
56. Emo Chiellini, Patrizia Cinelli, Syed H. Imam, and Lijun Mao, Biomacromolecules, 2, 1029-1037, 2001.
57. Florencia Edith Wiria, Chee Kai Chua, Kah Fai Leong, Zai Yan Quah, Margam Chandrasekaran, Mun Wai Lee, J Mater Sci: Mater Med 19:989–996, 2008.

58. P. Cinelli, E. Chiellini, J.W. Lawton and S.H. Imam, Journal of Polymer Research 13: 107–113 Springer 2005, 2006.
59. Lijun Mao, Syed Imam, Sherald Gordon, Patrizia Cinelli, and Emo Chiellini, Journal of Polymers and the Environment, Vol. 8(4), 2002.
60. Xu Fenglan, Li Yubao, Wang Xuejiang, Journal of materials science 39, 5669 – 5672, 2004.
61. Ji- Guang Gu, Ji-Dong GU, Journal of Polymer and Environment Vol. 13(1), 65-74, 2005.
62. V. A. Bogdanovskaya, A.V. Kapustin, M.R. Tarasevich and L.N. Kuznetsava, Russian Journal of Electrochemistry, Vol 40(3), 311-316, 2004.
63. D. Briassoulis, Journal of Polymers and the Environment, Vol. 12(2), 65-81,2004.
64. S. H. Imam, L. Chen, S. H. Gordon, R.L. Shogren, D. Weisleder and R.V.Greene, Vol.6 (2), 91-98, 1998.
65. H.-S. Kim, H.-S. Yang, H.-J. Kim, B.-J. Lee and T.-S. Hwang, Journal of Thermal Analysis and Calorimetry, Vol. 81, 299-306, 2005.
66. Randal Shogren, Journal of Environmental Polymer Degradation, Vol. 5(2), 91- 95, 1997.
67. Randal L. Shogren, Zoran Petrovic, Zengshe Liu, and Sevim Z. Erhan, Journal Of Polymers and the Environment, Vol. 12(3), 173-178, 2004.
68. Yeon-Hum Yun, Young-Ho Na and Soon-Do Yoon, Journal of Polymers and the Environment, Vol. 14(1), 2006.
69. Ranjit Jayasekara, Ian Harding, Ian Bowater, Gregor B.Y. Christie and Greg T. Lonergan, Journal of Polymers and Environment, Vol. 11(2), 2003.
70. Ewa Rudnik, Journal of Thermal Analysis and Calorimetry, Vol. 88(2), 495– 2007.
71. V S Sangawar, R J Dhokne, A U Ubale, P S Chikhalikar and S D Meshram, Bull. Mater. Sci., Vol. 30(2), 2007.
72. V S Sangawar, P S Chikhalikar, R J Dhokne, A U Ubale and S D Meshram,Bull. Mater. Sci., Vol. 29(4), 2006



AJPHR is
Peer-reviewed
monthly
Rapid publication
Submit your next manuscript at
editor@ajphr.com / editor.ajphr@gmail.com